

**FRUITVALE INDEPENDENT SCHOOL DISTRICT
2023-2024 REQUIRED POSTING**

A school district's tax rate is divided into two parts.

The Maintenance and Operations (M&O) tax rate is used for day to day operations (i.e. salaries, supplies, utilities, etc)

The Interest and Sinking (I&S) tax rate is used to repay bonded indebtedness.

Adopted Tax Rates

	2023-2024	2022-2023	2021-2022	2020-2021
M&O	0.7575 \$	0.9429 \$	0.9603 \$	0.9977
I&S	0.2000 \$	0.1399 \$	0.1399 \$	0.1474
Total	0.9575 \$	1.0828 \$	1.1002 \$	1.1451

Annual Budget Comparison

2023-2024	2022-23	\$ Change	% Change
\$ 6,558,294.93	\$ 8,231,188.88	\$ (1,672,893.95)	-20.3238%

2023 Tax Rate Calculation Worksheet
School Districts Without Chapter 313 Agreements
SCF-FRUITVALE ISD (2023)

GENERAL INFORMATION: Tax Code Section 28.04(c) requires an officer or employee designated by the governing body to calculate the no-new-revenue tax rate and voter approval tax rate for the taxing unit. These tax rates are expressed in dollars per \$100 of taxable value calculated. The calculation process starts after the chief appraiser delivers to the taxing unit the certified appraisal roll or certified estimate of value and the estimated values of properties under protest. The designated officer or employee shall certify that the officer or employee has accurately calculated the tax rates and used values shown for the certified appraisal roll or certified estimate. The officer or employee submit the rates to the governing body by Aug. 7 or as soon thereafter as practicable.

This worksheet is for school districts without Chapter 313 agreements only. School districts that have a Chapter 313 agreement should use Comptroller Form 50-884 Tax Rate Calculation Worksheet, School Districts with Chapter 313 Agreements.

Water districts as defined under Water Code Section 49.001(1) do not use this form. Use Comptroller Form 50-858 Water District Voter-Approval Tax Rate Worksheet.

All other taxing units should use Comptroller Form 50-856 Tax Rate Calculation, Taxing Units Other Than School Districts.

The Comptroller's office provides this worksheet to assist taxing units in determining tax rates. The Texas Education Agency (TEA) provides detailed information on and guidance to school districts in calculating their tax rates. Please review and rely on information provided by TEA when completing this worksheet. Additionally, the information provided in this worksheet is offered as technical assistance and not legal advice. Taxing units should consult legal counsel for interpretations of law regarding tax rate preparation and adoption.

SECTION 1: No-New-Revenue Tax Rate

The no-new-revenue (NNR) tax rate enables the public to evaluate the relationship between taxes for the prior year and for the current year based on a tax rate that would produce the same amount of revenue if applied to the same properties that are taxed in both years (no new taxes). When appraisal values increase, the NNR tax rate should decrease.

Line	No-New-Revenue Tax Rate Worksheet	Amount/Rate
1.	2022 total taxable value. Enter the amount of 2022 taxable value on the 2022 tax roll today. Include any adjustments since last year's certification; exclude one-fourth and one-third over-appraisal corrections made under Tax Code Section 25.25(d) from these adjustments. Exclude any property value subject to an appeal under Chapter 42 as of July 25 (will add undisputed value in Line 6). This total includes the taxable value of homesteads with tax ceilings (will deduct in Line 2). ¹ Tex. Tax Code § 26.012(14)	\$89,773,172
2.	2022 tax ceilings. Enter 2022 total taxable value of homesteads with tax ceilings. These include the homesteads of homeowners age 65 or older or disabled ² Tex. Tax Code § 26.012(14)	\$14,066,704
3.	Preliminary 2022 adjusted taxable value. Subtract Line 2 from Line 1.	\$75,707,468
4.	2022 total adopted tax rate.	1.08280000
5.	2022 taxable value lost because court appeals of ARB decisions reduced 2022 appraised value. A. Original 2022 ARB values: \$0 B. 2022 values resulting from final court decisions: \$0 C. 2022 value loss. Subtract B from A. ³ Tex. Tax Code § 26.012(14)	\$0
6.	2022 taxable value subject to an appeal under Chapter 42, as of July 25. A. 2022 ARB certified value: \$0 B. 2022 disputed value: \$0 C. 2022 undisputed value. Subtract B from A. ⁴ Tex. Tax Code § 26.012(13)	\$0
7.	2022 Chapter 42-related adjusted values. Add Line 5 and 6.	\$0
8.	2022 taxable value, adjusted for court-ordered adjustments. Add Line 3 and Line 7.	\$75,707,468
9.	2022 taxable value of property in territory the school deannexed after Jan. 1, 2022. Enter the 2022 value of property in deannexed territory. ⁵ Tex. Tax Code § 26.012(16)	\$0

Line	No-New-Revenue Tax Rate Worksheet	Amount/Rate
10.	<p>2022 taxable value lost because property first qualified for an exemption in 2023. If the school district increased an original exemption, use the difference between the original exempted amount and the increased exempted amount. Do not include value lost due to freeport or goods-in-transit, temporary disaster exemptions. Note that lowering the amount or percentage of an existing exemption in 2023 does not create a new exemption or reduce taxable value.</p> <p>A. Absolute exemptions. Use 2022 market value: \$0</p> <p>B. Partial exemptions. 2023 exemption amount or 2023 percentage exemption times 2022 value: \$2,100,795</p> <p>C. Value loss. Add A and B. ⁶ Tex. Tax Code § 26.012(15)</p>	<p style="text-align: right;">\$2,100,795</p>
11.	<p>2022 taxable value lost because property first qualified for agricultural appraisal (1-d or 1-d-1), timber appraisal, recreational/scenic appraisal or public access airport special appraisal in 2023. Use only properties that qualified in 2023 for the first time; do not use properties that qualified in 2022.</p> <p>A. 2022 market value: \$377,460</p> <p>B. 2023 productivity or special appraised value: \$4,800</p> <p>C. Value loss. Subtract B from A ⁷ Tex. Tax Code § 26.012(16)</p>	<p style="text-align: right;">\$372,660</p>
12.	Total adjustments for lost value. Add Lines 9, 10C and 11C.	<p style="text-align: right;">\$2,473,455</p>
13.	Adjusted 2022 taxable value. Subtract Line 12 from Line 8.	<p style="text-align: right;">\$73,234,013</p>
14.	Adjusted 2022 total levy. Multiply Line 4 by Line 13 and divide by \$100.	<p style="text-align: right;">\$792,978</p>
15.	<p>Taxes refunded for years preceding tax year 2022. Enter the amount of taxes refunded by the district for tax years preceding tax year 2022. Types of refunds include court decisions, Tax Code Section 25.25(b) and (c) corrections and Tax Code Section 31.11 payment errors. Do not include refunds for tax year 2022. This line applies only to tax years preceding tax year 2022. ⁸ Tex. Tax Code § 26.012(13)</p>	<p style="text-align: right;">\$526.44</p>
16.	<p>Adjusted 2022 levy with refunds. Add Line 14 and Line 15. ⁹ Tex. Tax Code § 26.012(18) Note: If the governing body of the school district governs a junior college district in a county with a population of more than two million, subtract the amount of taxes the governing body dedicated to the junior college district in 2022 from the result.</p>	<p style="text-align: right;">\$793,504</p>
17.	<p>Total 2023 taxable value on the 2023 certified appraisal roll today. This value includes only certified values and includes the total taxable value of homesteads with tax ceilings (will deduct in line 19). These homesteads include homeowners age 65 or older or disabled. ¹⁰ Tex. Tax Code §§ 26.012, 26.04(c-2)</p> <p>A. Certified values. ¹¹ Tex. Tax Code § 26.012(6) \$78,107,657</p> <p>B. Pollution control and energy storage system exemption: Deduct the value of property exempted for the current tax year for the first time as pollution control or energy storage system property: \$0</p> <p>C. Total 2023 value. Subtract B from A.</p>	<p style="text-align: right;">\$78,107,657</p>

Texas Comptroller of Public Accounts

Form 50-859

Line	No-New-Revenue Tax Rate Worksheet	Amount/Rate
18.	<p>Total value of properties under protest or not included on certified appraisal roll. ¹² Tex. Tax Code § 20.01(a) and (d)</p> <p>A. 2023 taxable value of properties under protest. The chief appraiser certifies a list of properties still under ARB protest. The list shows the appraisal district's value and the taxpayer's claimed value, if any, or an estimate of the value if the taxpayer wins. For each of the properties under protest, use the lowest of these values. Enter the total value under protest. ¹³ Tex. Tax Code § 26.01(d)</p> <p style="text-align: right;">\$10,527,152</p> <p>B. 2023 value of properties not under protest or included on certified appraisal roll. The chief appraiser gives school districts a list of those taxable properties that the chief appraiser knows about but are not included in the appraisal roll certification. These properties are also not on the list of properties that are still under protest. On this list of properties, the chief appraiser includes the market value, appraised value and exemptions for the preceding year and a reasonable estimate of the market value, appraised value and exemptions for the current year. Use the lower market, appraised or taxable value (as appropriate). Enter the total value not on the roll. ¹⁴ Tex. Tax Code § 26.01(d)</p> <p style="text-align: right;">\$0</p> <p>C. Total value under protest or not certified. Add A and B.</p>	<p>* Please contact Chief Appraiser to obtain estimated recognizable values of property under protest</p> <p style="text-align: right;">\$10,527,152</p>
19.	<p>2023 tax ceilings. Enter 2023 total taxable value of homesteads with tax ceilings. These include the homesteads of homeowners age 65 or older or disabled. ¹⁵ Tex. Tax Code § 20.012(6)(B)</p>	<p style="text-align: right;">\$9,128,378</p>
20.	<p>2023 total taxable value. Add Lines 17C and 18C. Subtract Line 19.</p>	<p style="text-align: right;">\$79,506,431</p>
21.	<p>Total 2023 taxable value of properties in territory annexed after Jan. 1, 2022. Include both real and personal property. Enter the 2023 value of property in territory annexed by the school district.</p>	<p style="text-align: right;">\$0</p>
22.	<p>Total 2023 taxable value of new improvements and new personal property located in new improvements. New means the item was not on the appraisal roll in 2022. An improvement is a building, structure, fixture or fence erected on or affixed to land. New additions to existing improvements may be included if the appraised value can be determined. New personal property in a new improvement must have been brought into the school district after Jan. 1, 2022, and be located in a new improvement.</p>	<p style="text-align: right;">\$2,726,399</p>
23.	<p>Total adjustments to the 2023 taxable value. Add lines 21 and 22.</p>	<p style="text-align: right;">\$2,726,399</p>
24.	<p>Adjusted 2023 taxable value. Subtract line 23 from line 20.</p>	<p style="text-align: right;">\$76,781,032</p>
25.	<p>2023 NNR tax rate. Divide line 16 by line 24 and multiply by \$100.</p>	<p style="text-align: right;">1.03346401</p>

Texas Comptroller of Public Accounts

Form 50-859

SECTION 2: Voter-Approval Tax Rate

The voter-approval tax rate is the highest tax rate that a taxing unit may adopt without holding an election to seek voter approval of the rate. Most school districts calculate a voter-approval tax rate that is split into three separate rates. ¹⁶ Tex. Tax Code §20.09(n)

1. Maximum Compressed Tax Rate (MCR): A district's maximum compressed tax rate is defined as the tax rate for the current tax year per \$100 of valuation of taxable property at which the district must levy a maintenance and operations tax to receive the full amount of the tier one allotment. ¹⁹ Tex. Edu. Code §49.2551(a)(3)

2. Enrichment Tax Rate (DTR): ²⁰ Tex. Tax Code §26.08(f) and Tex. Edu. Code §45.0032 A district's enrichment tax rate is defined as any tax effort in excess of the district's MCR and less than \$0.17. The enrichment tax rate is divided into golden pennies and copper pennies. School districts can claim up to 8 golden pennies, not subject to compression, and 9 copper pennies which are subject to compression with any increases in the guaranteed yield. ²¹ Tex. Edu. Code §§49.202(a-1)(2) and 49.202(f)

3. Debt Rate: The debt rate includes the debt service necessary to pay the school district's debt payments in the coming year. This rate accounts for principal and interest on bonds and other debt secured by property tax revenue. The MCR and DTR added together make up the school district's maintenance and operations (M&O) tax rate. Districts cannot increase the district's M&O tax rate to create a surplus in M&O tax revenue for the purpose of paying the district's debt service. ²² Tex. Edu. Code §45.0021(a)

If a school district may adopt a M&O tax rate that exceeds the MCR in order to maintain the 2023-2023 school year basic allotment if it meets certain requirements and receives approval from TEA. Refer to Education Code, Section 48.2553 for more information.

A district must complete an efficiency audit before seeking voter approval to adopt a M&O tax rate higher than the calculated M&O tax rate, hold an open meeting to discuss the results of the audit, and post the results of the audit on the district's website 30 days prior to the election. ²³ Tex. Edu. Code §11.104(b) Additionally, a school district located in an area declared a disaster by the governor may adopt a M&O tax rate higher than the calculated M&O tax rate during the two-year period following the date of the declaration without conducting an efficiency audit. ²⁴ Tex. Edu. Code §11.104(b-1)

Districts should review information from TEA when calculating their voter-approval rate.

Line	Voter-Approval Tax Rate Activity	Amount/Rate
26.	2023 maximum compressed tax rate (MCR). TEA will publish compression rates based on district and statewide property value growth. Enter the school districts' maximum compressed rate based on guidance from TEA. ^{26 Tex. Edu. Code §§48.265, 48.2651(b)(1) and (b)(2)}	0.61920000
27.	2023 enrichment tax rate. Enter the greater of A and B. ^{28 Tex. Tax Code §26.06(n)(2)} A. Enter the district's 2022 enrichment tax rate, minus any required reduction under Education Code Section 48.202(f) B. Enter \$.05 per \$100 of taxable value	0.13830000 0.13830000 0.05000000
28.	2023 maintenance and operations (M&O) tax rate. Add Lines 26 and 27. Note: M&O tax rate may not exceed the sum of \$0.17 and the product of the state compression percentage multiplied by \$1.00. ^{27 Tex. Edu. Code §45.003e}	0.75750000
29.	Total 2023 debt to be paid with property tax revenue. Debt means the interest and principal that will be paid on debts that: (1) Are paid by property taxes, (2) Are secured by property taxes, (3) Are scheduled for payment over a period longer than one year, and (4) Are not classified in the school district's budget as M&O expenses. A. Debt includes contractual payments to other school districts that have incurred debt on behalf of this school district, if those debts meet the four conditions above. Include only amounts that will be paid from property tax revenue. Do not include appraisal district budget payments. If the governing body of a taxing unit authorized or agreed to authorize a bond, warrant, certificate of obligation, or other evidence of indebtedness on or after Sept. 1, 2023, verify if it meets the amended definition of debt before including it here. ^{28 Tex. Tax Code § 26.012(7)} Enter debt amount B. Subtract unencumbered fund amount used to reduce total debt. C. Subtract state aid received for paying principal and interest on debt for facilities through the existing debt allotment program and/or instructional facilities allotment program. D. Adjust debt: Subtract B and C from A.	\$203,450 \$0 \$44,246 \$159,204
30.	Certified 2022 excess debt collections. Enter the amount certified by the collector. ^{29 Tex. Tax Code §§26.012(10) and 26.04(b)}	\$110
31.	Adjusted 2023 debt. Subtract line 30 from line 29D.	\$159,094
32.	2023 anticipated collection rate. If the anticipated rate in A is lower than actual rates in B, C or D, enter the lowest rate from B, C or D. If the anticipated rate in A is higher than at least one of the rates in the prior three years, enter the rate from A. Note that the rate can be greater than 100%. ^{30 Tex. Tax Code §§26.04(h), (h-1) and (h-2)} A. Enter the 2023 anticipated collection rate certified by the collector. ^{31 Tex. Tax Code §26.04(b)} B. Enter the 2022 actual collection rate C. Enter the 2020 actual collection rate D. Enter the 2020 actual collection rate	100.00% 100.58% 98.48% 98.33% 100.00%
33.	2023 debt adjusted for collections. Divide Line 31 by Line 32. Note: If the governing body of the school district governs a junior college district in a county with a population of more than two million, add the amount of taxes the governing body proposes to dedicate to the junior college district in 2023 to the result.	\$159,094
34.	2023 total taxable value. Enter the amount on Line 20 of the No-New-Revenue Tax Rate Worksheet.	\$79,506,431
35.	2023 debt rate. Divide Line 33 by Line 34 and multiply by \$100.	0.20010145
36.	2023 voter-approval tax rate. Add Lines 28 and 35. If the school district received distributions from an equalization tax imposed under former Chapter 18, Education Code, add the NNR tax rate as of the date of the county unit system's abolition to the sum of Lines 28 and 35. ^{32 Tex. Tax Code §26.09(b)}	0.95760145

SECTION 3: Voter-Approval Rate Adjustment for Pollution Control

A school district may raise its rate for M&O funds used to pay for a facility, device or method for the control of air, water or land pollution. This includes any land, structure, building, installation, excavation, machinery, equipment or device that is used, constructed, acquired or installed wholly or partly to meet or exceed pollution control requirements. The school district's expenses are those necessary to meet the requirements of a permit issued by the Texas Commission on Environmental Quality (TCEQ). The school district must provide the tax assessor with a copy of the TCEQ letter of determination that states the portion of the cost of the installation for pollution control.

This section should only be completed by a school district that uses M&O funds to pay for a facility, device or method for the control of air, water or land pollution.

Line	Additional Rollback Protection for Pollution Control Activity	Amount/Rate
37.	Certified expenses from the Texas Commission on Environmental Quality (TCEQ). Enter the amount certified in the determination letter from TCEQ. ^{33 Tex. Tax Code § 26.046(d)} The school district shall provide its tax assessor with a copy of the letter. ^{34 Tex. Tax Code § 26.046(f)}	\$0
38.	2023 total taxable value. Enter the amount on Line 20 of the No-New-Revenue Tax Rate Worksheet.	\$79,506,431
39.	Additional rate for pollution control. Divide line 37 by line 38 and multiply by \$100.	0.00000000
40.	2023 voter-approval tax rate, adjusted for pollution control. Add line 36 and line 39.	0.95760145

SECTION 4: Voter-Approval Tax Rate Adjustment in Year Following Disaster

If a school district adopted a tax rate that exceeded its voter-approval tax rate without holding an election to respond to a disaster in the prior year, as allowed by Tax Code Section 26.042(e), the school district may not consider the amount by which it exceeded its voter-approval tax rate in the calculation this year. ^{35 Tex. Tax Code §26.042(f) and Tex. Edu. Code § 45.0032(d)} As such, it must reduce its voter-approval tax rate for the current tax year.

This section applies to a school district in a disaster area that adopts a tax rate greater than its voter-approval tax rate without holding an election in the prior year, as provided for by Tax Code Section 26.042(e).

Line	Prior Year Disaster Adjustment Worksheet	Amount/Rate
41.	2022 adopted tax rate. Enter the rate in Line 4 of the No-New-Revenue Tax Rate Worksheet.	1.08280000
42.	2022 voter-approval tax rate. If the school district adopted a tax rate above the 2022 voter-approval tax rate without holding an election due to a disaster, enter the voter-approval tax rate from the prior year's worksheet.	0.00000000
43.	Increase in 2022 tax rate due to disaster (disaster pennies). Subtract Line 42 from Line 41.	1.08280000
44.	2023 voter-approval tax rate, adjusted for prior year disaster. Subtract Line 43 from one of the following lines (as applicable): Line 36 or Line 40 (school districts with pollution control).	0.00000000

SECTION 5: Total Tax Rate


Indicate the applicable total tax rates as calculated above.

No-New-Revenue Tax Rate 1.03346401
 Enter the 2023 NNR tax rate from: Line 25.

Voter-Approval Tax Rate 0.95760145
 As applicable, enter the 2023 voter-approval tax rate from Line 36, Line 40 or Line 44.

SECTION 6: School District Representative Name and Signature

Enter the name of the person preparing the tax rate as authorized by the governing body of the school district. By signing below, you certify that you are the designated officer or employee of the school district and have calculated the tax rates in accordance with requirements in Tax Code and Education Code. ^{36 Tex. Tax Code §26.04(e)}

print here Emily Reeves, Chief Appraiser
 Printed Name of School District Representative
 sign here 
 School District Representative

8/4/2023
 Date

For more information, visit our website: comptroller.texas.gov/taxes/property-tax

Van Zandt County Appraisal District

Publication Information

Fruitvale ISD

July 25, 2023

Total Appraised Value of All Property \$ 319,618,513
Total Appraised Value of All New Property \$ 3,121,700

Total Taxable Value of All Property \$ 88,634,809
Total Taxable Value of All New Property \$ 2,725,399

	Count	Market Value
Category A Residential Totals	455	72,134,539
Category E Residential Totals	469	81,065,948
Totals	924	153,200,487

Average Residence Market Value \$ 165,801

Less Exemptions \$ 133,160

Average Residence Taxable Value \$ 32,641



Texas Association of School Boards

Legal Services

P.O. Box 400 • Austin, Texas 78767-0400 • 512.467.3610 • 800.580.5345 • legal.tasb.org • legal@tasb.org

Serving Texas Schools Since 1949

Resolution of the Board to Set Tax Rate

Date: August 17, 2023


On this date, we, the Board of Trustees of the Fruitvale Independent School District, hereby levy or set the tax rate on \$100 valuation for the District for the tax year 2023 at a total tax rate of \$0.9575, to be assessed and collected by the duly specified assessor and collector as follows:

\$ 0.7575 for the purpose of maintenance and operations, and

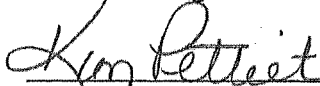
\$ 0.2000 for the purpose of payment of principal and interest on debts.

Such taxes are to be assessed and collected by the tax officials designated by the District.

Adopted this 17th day of August, 2023, by the Board of Trustees.



President's signature



Secretary's signature